

EXAMINING THE RELATIONSHIP BETWEEN STOCK PRICES AND ANALYST FORECASTS: EVIDENCE FROM AHMEDABAD INVESTORS

Vanshika Israni*

Student of SJPI-NICM, MBA -II
Shri Jairambhai Patel Institute of Business Management and Computer Applications, Gandhinagar
NICM Group of Institutions,
Beside Infocity Gate No.1, Nr. Indroda Circle, Nr. Infocity Metro Station, Gandhinagar-382007.
Email: vanshikaisrani1702@gmail.com
M-9723850825

ABSTRACT

This study explores the relationship between stock prices and analyst forecasts, focusing on their influence on investment decisions among financial professionals and individual investors in Ahmedabad. Drawing on a sample of 120 participants, including financial advisors, portfolio managers, retail investors, and institutional stakeholders, the research examines diverse investment behaviours and practices. Key factors influencing reliance on forecasts, such as analyst credibility, historical accuracy, and alignment with market trends, are analysed, along with the frequency of stock price monitoring and its impact on investment strategies.

The findings reveal a significant correlation between analyst forecasts and stock price movements, particularly when forecasts are backed by strong company fundamentals and favourable market conditions. Accurate and timely forecasts are shown to guide investor behaviour, reduce uncertainty, and enhance market transparency and stability. The study also highlights behavioural tendencies among investors, such as overreactions to optimistic forecasts and hesitations in decision-making during periods of uncertainty, offering insights into market psychology. In conclusion, the research underscores the pivotal role of analyst forecasts in shaping investment strategies and emphasizes the importance of accuracy and ethical responsibility in forecasting practices. By adhering to these principles, financial professionals can foster investor confidence and contribute to the stability and efficiency of financial markets.

Keywords: Stock Prices, Analyst Forecasts, Investment Decisions, Market Psychology

1. INTRODUCTION

Stock prices are a reflection of a company's market value, shaped by factors such as demand-supply dynamics, corporate performance, industry trends, and broader economic conditions. They are highly sensitive to market perceptions and expectations, which are significantly influenced by financial analysts. These analysts synthesize data from financial statements, economic indicators, and industry developments to provide forecasts that guide investor sentiment and decision-making.

Analyst forecasts play a crucial role in shaping investor behaviour by offering insights into risks and opportunities. Investors, both retail and institutional, often rely on these forecasts to navigate the complexities of the market. When forecasts align with strong company fundamentals such as profitability and operational efficiency, they enhance investor confidence, drive demand for a company's stock, and positively impact market value. Favourable predictions can amplify investor optimism, while unfavourable forecasts may temper market enthusiasm.

This dual impact underscores the responsibility of analysts to provide accurate and ethical forecasts that foster transparency and reduce uncertainty. Analysts serve not only as guides for investors but also as stabilizers within financial markets, bridging the gap between raw data and actionable insights. This study investigates these dynamics, emphasizing the significant influence of analyst forecasts on stock prices and their broader implications for market trends and investor confidence.

2. LITERATURE REVIEW

The relationship between analyst forecasts and stock price movements has been widely studied, with various researchers highlighting its significance in financial markets. Ang and Ciccone (2001) found that lower forecast errors are positively correlated with better stock performance, suggesting that accurate predictions can foster positive market outcomes. Kudryavtsev (2021) further emphasized the importance of analyst recommendation revisions, noting that substantial updates—especially those from reputable analysts—often lead to significant stock price adjustments. Hananto and Purnamasari's (2023) meta-analysis corroborates this, showing how analyst forecasts significantly influence stock prices by shaping investor behavior, though they also highlight the influence of economic and geographic factors on forecasting accuracy. These studies collectively reinforce the idea that analyst forecasts play a crucial role in determining stock prices, with implications for both individual investment decisions and broader market dynamics.

Research has also explored how analyst forecasts impact market efficiency. William and Mary (1996) and Richardson et al. (2005) emphasized the role of analysts in interpreting earnings, particularly the differentiation between cash and accrual components, which directly affects stock pricing. Their findings suggest that analysts help mitigate misinterpretations, providing valuable insights that contribute to market stability and transparency. This idea is further developed by Sedor and Miller (2014), who found that stock prices tend to influence analysts' forecasts, especially in uncertain market conditions, demonstrating the reactive nature of forecasting behavior. In periods of stability, however, stock prices have less influence, pointing to a dynamic interplay between market conditions and forecasting accuracy.

The role of earnings quality in forecast accuracy is another critical theme. Salerno (2014) found that higher-quality earnings, with minimal discrepancies between accruals and cash flows, lead to more accurate forecasts, underscoring the importance of reliable financial reporting. Dechow, Hutton, and Sloan (2000) explored the effect of biased forecasts, particularly during equity offerings, where analysts' optimistic predictions often led to initial price inflation followed by long-term underperformance. This suggests the need for greater transparency to prevent market distortion. Similarly, Bonini and Capizzi (2007) demonstrated that analyst forecasts, while potentially biased, offer robust predictive power when macroeconomic and microeconomic factors are considered, highlighting the continued relevance of analyst insights in financial markets despite inherent challenges.

Finally, extreme market events, such as stock price crashes, have also been found to affect analysts' forecasting accuracy. Fan and Zhang (2024) observed that stock price crashes tend to prompt more precise predictions from analysts, particularly among less experienced or geographically distant ones. This reflects how analysts' forecasts are shaped by market signals, with extreme events motivating improvements in forecast quality. Bouaddi (2023) added that analyst coverage can both stabilize and exacerbate volatility, depending on the frequency and nature of their reports. Together, these studies illustrate the multifaceted impact of analysts on stock price dynamics and market efficiency, emphasizing the importance of accuracy, transparency, and responsiveness in their forecasting practices.

While existing literature extensively explores the influence of analyst forecasts on stock price movements, market efficiency, and forecasting accuracy, several gaps remain. Most studies focus on global markets, with limited attention given to local market dynamics, such as those in Ahmedabad, where regional investor behaviour might differ significantly from global trends. Additionally, while the role of earnings quality and analyst biases is well-documented, there is limited research on the interplay between these factors in specific market contexts. Furthermore, while analysts' reactions to extreme market events like crashes are explored, the broader impact of regional economic and geographic variations on forecast accuracy remains underexamined. This study aims to fill these gaps by analysing how local market conditions and investor behaviour in Ahmedabad influence the accuracy and impact of analyst forecasts.

3. RESEARCH METHODOLOGY

3.1 Research Design

A descriptive research design was used to systematically analyse data collected from two main sources: **Primary Data** obtained through structured questionnaires and secondary data from existing literature. The primary data collection involved designing specific, structured questions to gather firsthand information from participants, while **Secondary Data** was sourced from previously published studies, reports, and other relevant materials. This approach allowed for a comprehensive understanding of the research topic by combining direct insights from respondents with the broader context provided by existing literature. The goal was to describe and interpret

patterns, trends, and relationships within the data.

3.2 Sampling

A descriptive research design was adopted to systematically investigate and provide an in-depth understanding of investment behaviors and related aspects. This design was chosen for its effectiveness in describing the characteristics and behaviors of the study population in a structured manner. Data collection involved a combination of primary and secondary sources to ensure a comprehensive understanding of the topic. Primary data was gathered through structured questionnaires designed to capture key information on investment behaviors, reliance on market forecasts, and stock price monitoring. Secondary data was obtained from existing literature, including research papers, market reports, and industry trends, providing a contextual framework for the analysis. The study involved a total of 120 respondents, selected using a non-probability convenience sampling method. This approach allowed participants to be chosen based on their accessibility and willingness to participate, making the data collection process efficient, especially under constraints of time and resources. The research was conducted in Ahmedabad, Gujarat, a city known for its dynamic investment environment. Ahmedabad's economic vibrancy provided a diverse respondent base, enabling the study to capture a wide range of investment behaviors. Data collected was analyzed using Microsoft Excel, a robust tool for data processing and interpretation. Descriptive statistics, such as mean, median, mode, and standard deviation, were calculated to summarize and interpret data trends. Visual representations, including graphs, charts, and tables, were generated to enhance understanding and aid in the presentation of findings. Additionally, trend analysis was conducted to identify patterns in investment behaviors and stock monitoring practices, yielding meaningful conclusions. The use of Excel ensured accurate and efficient data processing, enabling the study to present clear and actionable insights into the investment behaviors of respondents.

4. FINDINGS AND DISCUSSION

4.1 Demographics

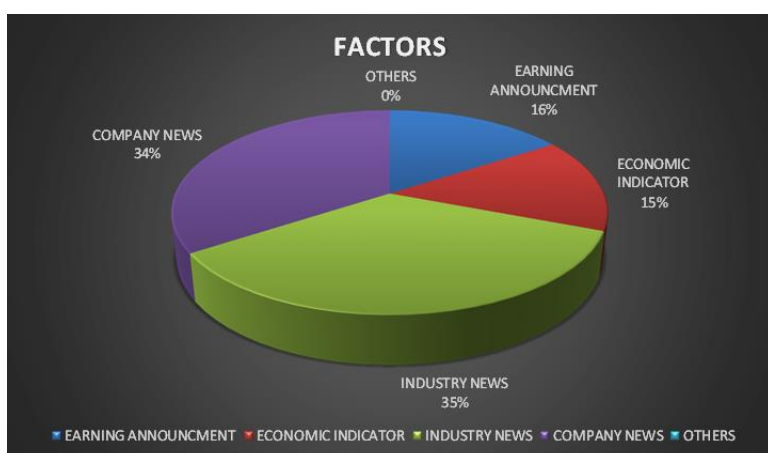
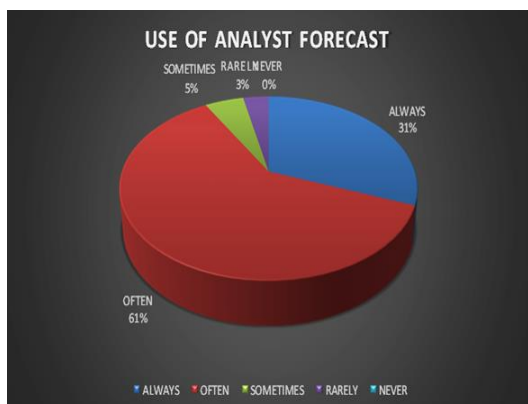
GENDER	RESPONDENTS	PERCENTAGE (%)
MALE	78	65%
FEMALE	42	35%
TOTAL	120	100%

AGE	RESPONDENTS	PERCENTAGE (%)
18-24	30	25%
25-34	30	25%
35-44	46	38.3%
45 -54	12	10%
55 and above	2	1.7%
TOTAL	120	100%

EDUCATION	RESPONDENTS	PERCENTAGE (%)
SSC	0	0
HSC	10	8.3%
BATCHLOR'S DEGREE	58	48.3%
MASTER'S DEGREE	52	43.4%
TOTAL	120	100%

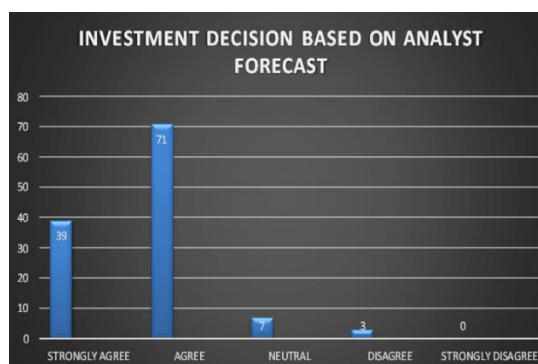
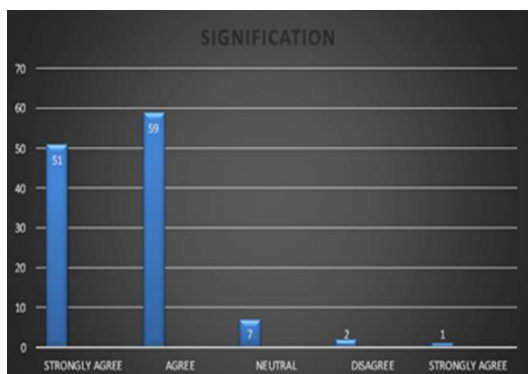
The demographic profile reveals that 65% of the population is male and 35% is female. The majority (38.3%) fall within the age group of 35-44 years. Additionally, 48.3% of individuals possess at least a Bachelor's degree, highlighting a highly educated population.

4.2 Investment Behaviors



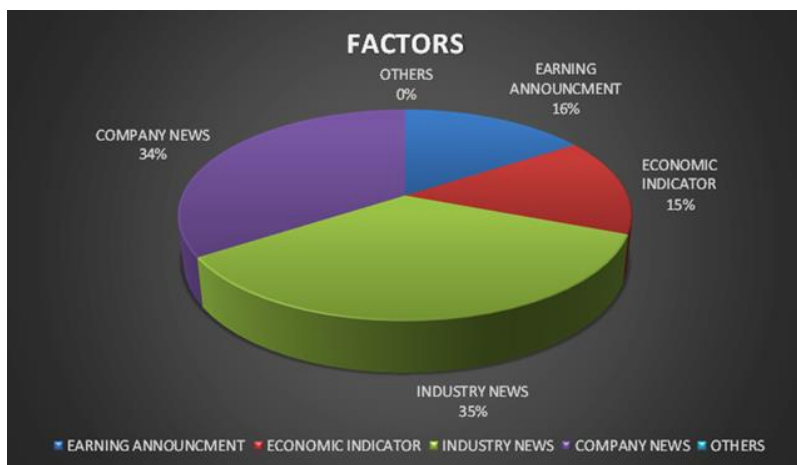
The data indicates that 60.8% of respondents frequently rely on analyst forecasts, while 75% monitor stock prices daily. Additionally, the majority prioritize industry news and company-specific updates as key factors influencing their decisions.

4.3 Impact of Analyst Forecasts



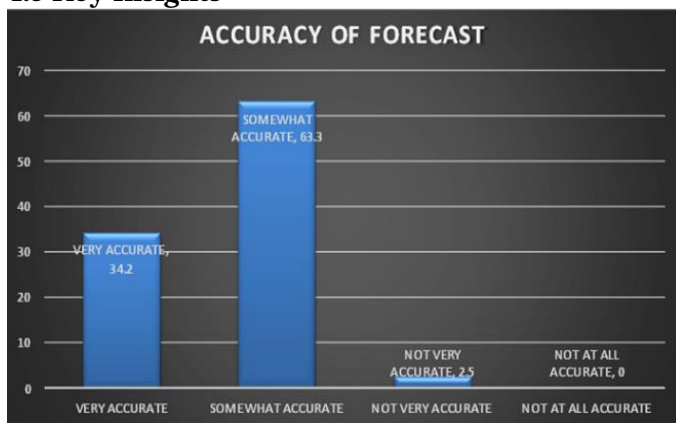
A significant portion of respondents acknowledges the impact of analyst forecasts on stock prices, with 49.2% agreeing and 42.5% strongly agreeing. Additionally, respondents frequently adjust their investment strategies based on forecast updates, highlighting their practical relevance.

4.4 Influential Factors



Trust in analysts is notably higher for those affiliated with reputable firms, while economic conditions and company performance further amplify the impact of forecasts.

4.5 Key Insights



Analyst forecasts serve as a guiding force but need to be supplemented with broader market analysis. Respondents also exhibit a high reliance on digital platforms for accessing real-time market data.

5. CONCLUSION AND IMPLICATIONS

The findings of the study emphasize the critical role that analyst forecasts play in influencing stock prices and guiding investment decisions. Accurate and timely forecasts not only help investors make informed decisions but also contribute to the overall efficiency of the market. By providing a clearer picture of potential stock movements, these forecasts enhance investor confidence and promote smoother market functioning.

However, discrepancies between analyst forecasts and actual outcomes reveal the limitations of relying solely on predictions. Such misalignments can create market volatility and undermine trust in analysts' recommendations. To address these challenges, policymakers and financial institutions must prioritize transparency in forecasting processes and invest in the development of advanced forecasting tools. By improving the accuracy and reliability of analyst predictions, these stakeholders can help stabilize the market, reduce uncertainty, and ensure a more efficient investment environment.

REFERENCES

- [1] Ang, J. S., & Ciccone, S. J. (2001). Analyst forecasts and stock returns. SSRN 271713.
- [2] Kudryavtsev, A. (2021). The correlation between stock returns before and after analyst recommendation revisions. *Economic Annals*, 66(228), 69-100.
- [3] Hollie, D., Shane, P. B., & Zhao, Q. (2017). The role of financial analysts in stock market efficiency with respect to annual earnings and its cash and accrual components. *Accounting & Finance*, 57(1), 199-237.

- [4] Hananto, E. A., &Purnamasari, V. (2023). Meta-Analysis of Forecast Analysis on Stock Price. Indonesian Journal of Economics and Management, 3(3), 670-678.
- [5] Miller, J. S., & Sedor, L. M. (2014). Do stock prices influence analysts' earnings forecasts? Behavioral Research in Accounting, 26(1), 85-108.
- [6] Bonini, S., Capizzi, V., Cipollini, A. P. L., &Erbetta, F. (2007). The Effect of Analysts' Forecasts on Stock Market Returns: A Composite Multifactor Approach. Available at SSRN 990047.
- [7] Kudryavtsev, A. (2021). The correlation between stock returns before and after analyst recommendation revisions. Economic Annals, 66(228), 69-100.
- [8] Dechow, P. M., Hutton, A. P., & Sloan, R. G. (2000). The relation between analysts' forecasts of long-term earnings growth and stock price performance following equity offerings. Contemporary Accounting Research, 17(1), 1-32.
- [9] Bouaddi, M., Farooq, O., & Hurwitz, C. (2024). Analyst coverage and the probability of stock price crash and jump. Review of behavioral Finance, 16(3), 510-532.
- [10] Fan, Y., & Zhang, Y. (2024). Consequences of firm-specific stock price crashes on analyst forecasts: Evidence from China. Humanities and Social Sciences Communications, 11(1), 1-15.
- [11] Salerno, D. (2014). The role of earnings quality in financial analyst forecast accuracy. Journal of Applied Business Research, 30(1), 255.
- [12] Rees, L., & Twedt, B. (2011). The stock price effects from downward earnings guidance versus beating analysts' forecasts: which effect dominates? Accounting and Business Research, 41(2), 95-118.
- [13] Additional references from the study's literature review and primary data collection.